

# Overview - Public Entities Quarterly Reporting

## Approved receipts

1 385,3 110,8%

## Approved spending

1 402,3 98,0%

## Surplus/(deficit)

-17,1

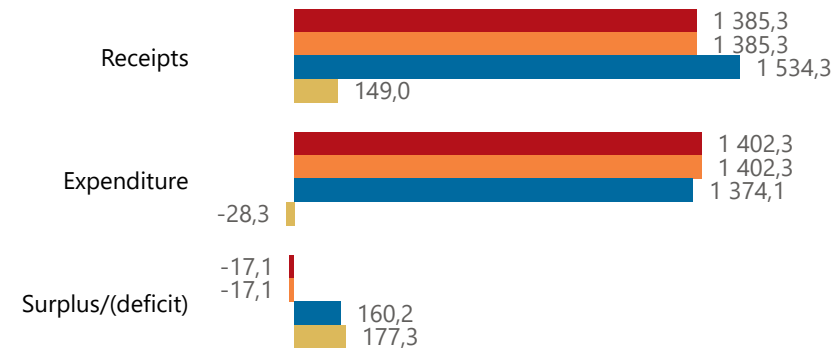
- ☐ R billion
- ☒ R million
- ☐ R thousand



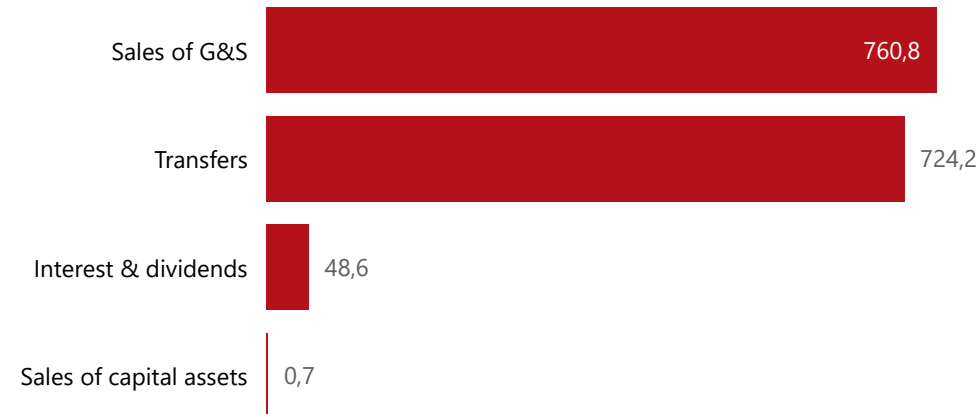
**national treasury**  
Department:  
National Treasury  
REPUBLIC OF SOUTH AFRICA

## Consolidation

● Approved ● Forecast ● YTD ● Variance



## Composition of receipts



## Quarter

4

## Cluster

All

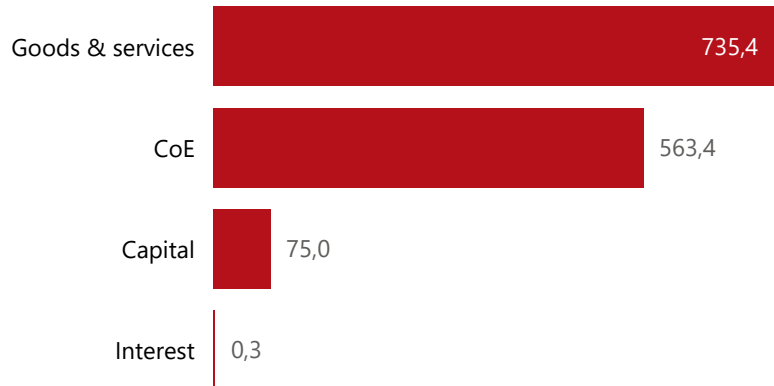
## Department

Health

## Entity

SA Medical Research Council

## Composition of spending



## Functional grouping



## Spending by PFMA schedule



# Public Entities Receipts

Approved sales of G&S

630,3

120,7%

Approved transfers

724,1

100,0%



national treasury

Department:  
National Treasury  
REPUBLIC OF SOUTH AFRICA

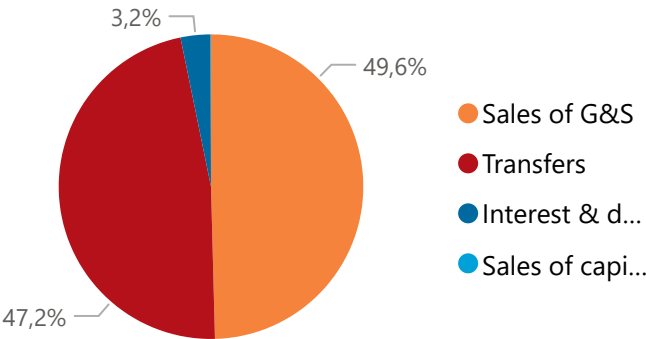
- ☐ R billion
- ☒ R million
- ☐ R thousand

## Actual vs Forecast

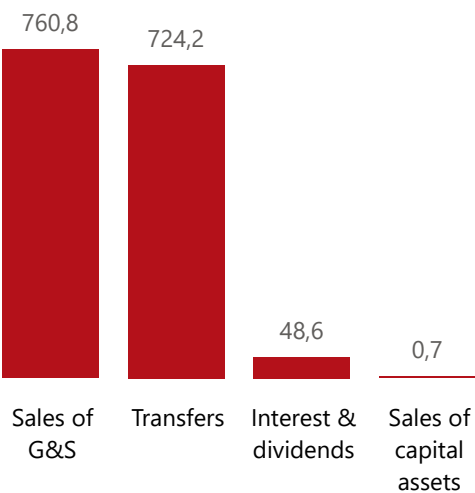
● Approved ● Forecast ● YTD ● Variance



## Composition of receipts



## Top 5 Receipts



## Quarter

## Cluster

## Department

## Entity

## Top 5 Transfers



Departme...  
transfers

## Receipts

Level 3	Approved	YTD	% YTD
+ Sales of G&S	630,3	760,8	49,6%
+ Transfers	724,1	724,2	47,2%
+ Interest & dividends	30,8	48,6	3,2%
+ Sales of capital assets		0,7	0,0%
Total	1 385,3	1 534,3	100,0%

# Public Entities Spending

Approved CoE

525,6

107,2%

Approved G&S

821,4

89,5%

Approved transfers

(Blank)

110,8%

- ☐ R billion
- ☒ R million
- ☐ R thousand



national treasury

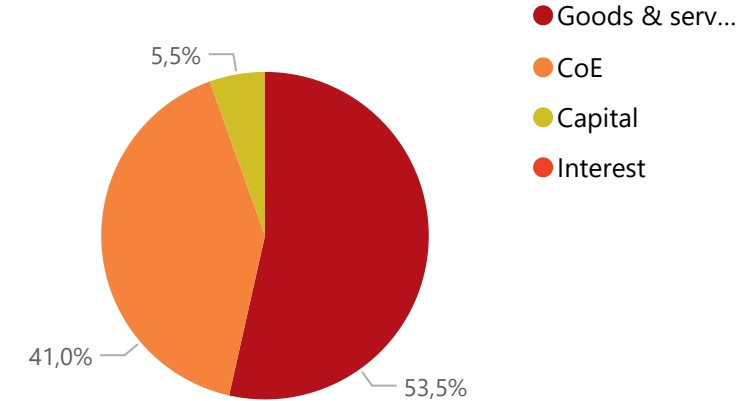
Department:  
National Treasury  
REPUBLIC OF SOUTH AFRICA

## Actual vs Forecast

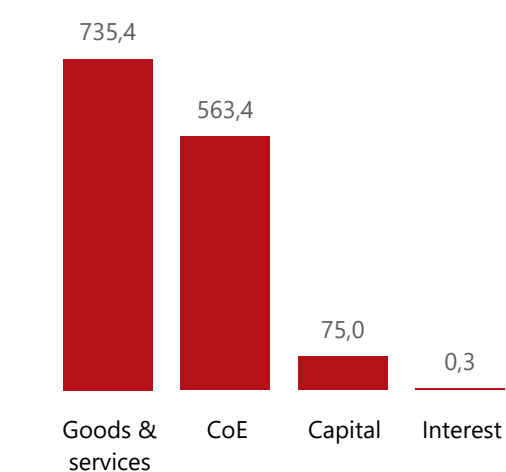
● Approved ● Forecast ● YTD ● Variance



## Composition of spending



## Top 5 Goods & services



## Quarter

4

## Cluster

All

## Department

Health

## Entity

SA Medical Research Council

## Capital assets

● YTD ● Forecast



## Spending

Level 3	Approved	YTD	% YTD
⊕ Goods & services	821,4	735,4	53,5%
⊕ CoE	525,6	563,4	41,0%
⊕ Capital	55,3	75,0	5,5%
⊕ Interest		0,3	0,0%
<b>Total</b>	<b>1 402,3</b>	<b>1 374,1</b>	<b>100,0%</b>